

Friendswood Police Department

# Annual Crime Report

2022

Prepared by: Lisa Price  
2-1-2023

## Table of Contents

Message from the Chief.....	2
Department Overview .....	3
By the Numbers .....	4
Citywide Crime Rate 2008-2022 .....	4
Group A Offenses.....	5
Group B Offenses.....	7
Arrests.....	8
Crash Data.....	8
Community Initiatives.....	9
Friendswood Police Department Giving Back.....	9
Friendswood Police Chaplain Corps.....	9
Beyond the Call of Duty – Ride to Remember .....	9
School Resource Officers Recognized.....	10
Supporting Victims of Crime .....	10
Facility Updates.....	11
Technology Updates .....	11
New Public Safety Software.....	11
Flock Safety License Plate Reader (LPR) cameras.....	11
Response to Crime.....	11

## Message from the Chief

I am pleased to present the Friendswood Police Department 2022 Annual Crime Report. This report highlights the Department's efforts to engage and support the community and summarizes the commitment to make Friendswood one of the safest cities in the nation. This year the Department focused on addressing issues that may lead to crime.

Friendswood was ranked #50 in Neighborhood Scout's 2023 Top 100 safest cities in the U.S. and #19 in SafeWise's analysis of the 50 safest cities in Texas.

In 2022, Friendswood experienced a reduction in the overall crime rate, but some violent crime offenses increased including rape and there was one homicide. The Department evaluates and analyzes crime trends daily to address any trends and provide the highest level of service. This report includes information about how the Department is continuing efforts to prevent/solve crime and provides details about various initiatives/updates on police programs that are important to the Department and the community. However, this is only part of the story. To see more of what the Friendswood Police Department is doing, visit the Department's social media pages (Facebook and Twitter).

The chart below shows how Friendswood's crime rate compares to cities in the region. The UCR crime rate, published annually by the FBI, is calculated using the 2020 Census population of 40,343. The City's estimate of the 2022 population is 42,268.

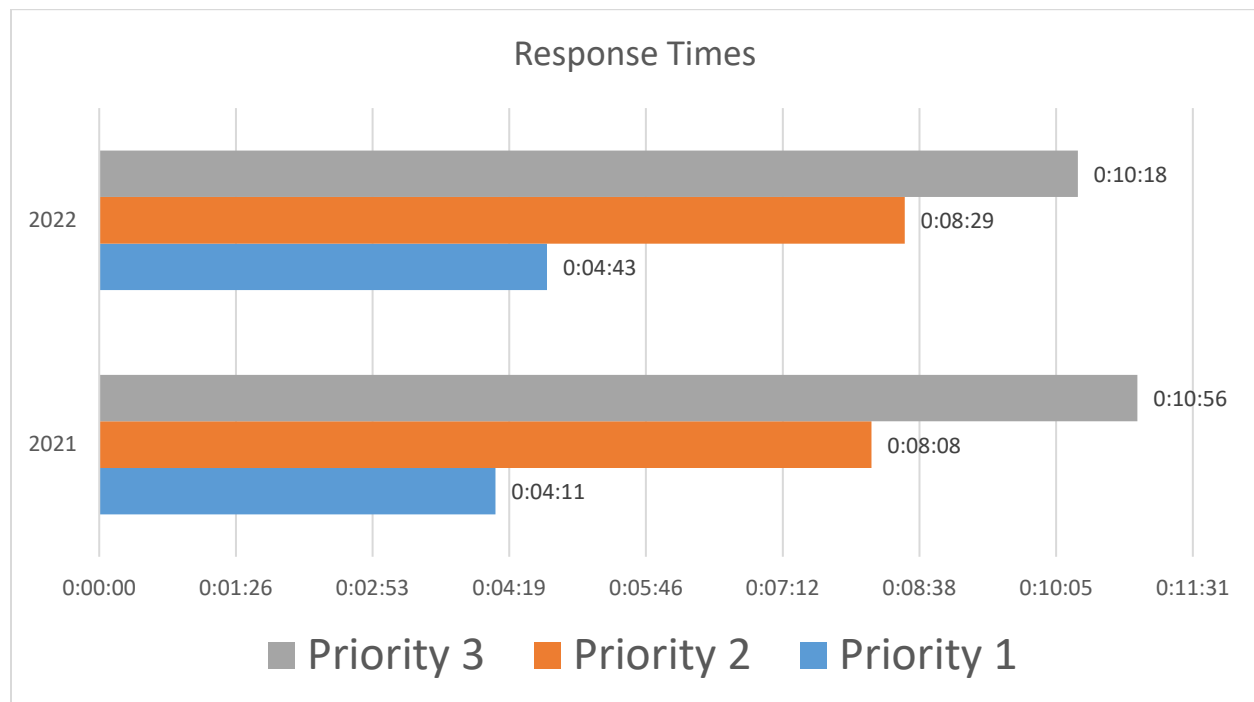
	Index Crimes	Population	Crime Rate
Friendswood	265	40343	6.57
Missouri City	1014	77682	13.05
League City	1607	111279	14.44
Sugar Land	1827	118888	15.37
La Porte	566	35972	15.73
Pearland	2257	126983	17.77
Alvin	545	27448	19.86
Rosenberg	816	40251	20.27
Texas City	1444	52270	27.63
Pasadena	4919	149428	32.92
Galveston	1776	50321	35.29
Houston	128600	2339252	54.97
Webster	967	11359	85.13

## Department Overview

The Friendswood Police Department is led by the Chief of Police and consists of the following four Divisions: Patrol, Criminal Investigations, Communications/Records, and Administration. As of December 31, 2022, the Friendswood Police Department employed an authorized strength of 66 sworn police officers and 21 civilian staff members – that is 1.56 sworn personnel for every 1,000 residents in Friendswood.

Recruiting and hiring efforts have been ongoing in both sworn and non-sworn positions. In 2022, there were 8 newly hired police officers and 2 newly hired dispatchers.

In 2022, the Friendswood Police Department received 16,227 police calls for service. Those calls were answered promptly with data showing a 13 percent increase in Priority 1 response times, but still under the 5-minute response target. Significant road construction projects appear to be temporarily impacting response times, most notably on S. Friendswood Drive.

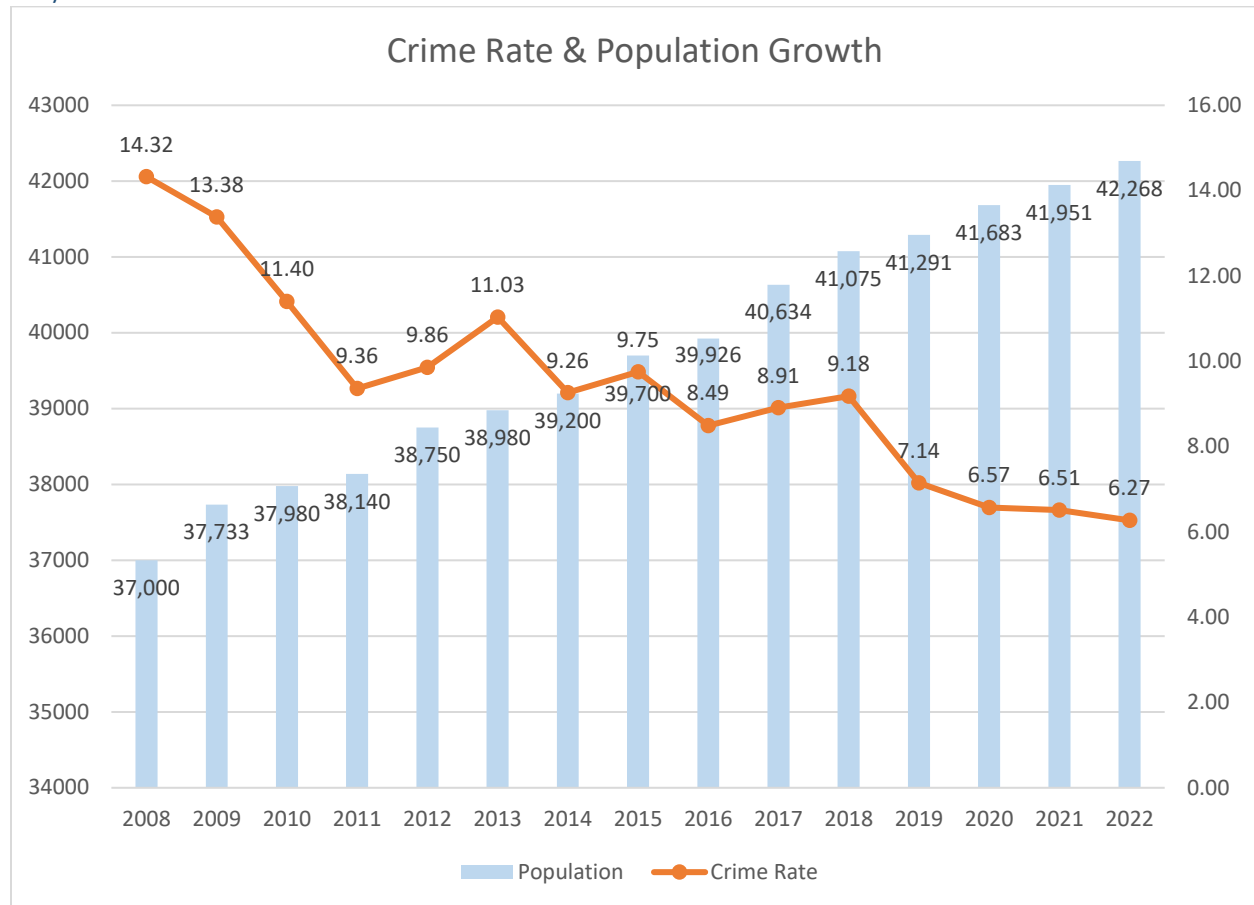


- Priority 1 calls are defined as those requiring an immediate response and presence of law enforcement to protect individuals from injury, life-threatening, or other emergency situations.
- Priority 2 calls are events reported of an occurrence and there are no indicators of risk or threat associated with Priority 1 calls, i.e., thefts and accidents involving damage only.
- Priority 3 calls are events that require an officer to respond where the situation will not deteriorate if the assigned officer is not immediately available, i.e., vehicle unlocks and reports of criminal mischief not in progress.

## By the Numbers

The Friendswood Police Department continues to track Index Crime: (1) as a metric to evaluate the overall crime rate over several years; and (2) as a comparison to comparable/adjacent jurisdictions. The crime rate is calculated as crimes per 1,000 residents. The UCR crime rate, published annually by the FBI, is calculated using the 2020 Census population of 40,343. For this report, the City's current population estimate of 42,268 was used.

### Citywide Crime Rate 2008-2022



The Friendswood Police Department participates in the National Incident Based Reporting System (NIBRS). Submissions of crime statistics began with the NIBRS format in October 2019. At the conclusion of 2022, the Department has submitted three full years of crime statistics using the NIBRS system.

NIBRS collects data on each single incident and arrest within 24 offense categories made up of 52 specific crimes called Group A offenses. For each of the offenses reported to law enforcement, data is collected that defines specifics about each crime that is reported. In addition to the Group A offenses, there are 10 Group B offense categories for which only arrest data is reported.

## Group A Offenses

	2021	2022
<b>Assault Offenses</b>		
Aggravated Assault	12	12
Simple Assault	130	132
Intimidation	38	41
<b>Homicide Offenses</b>		
Murder and Nonnegligent Manslaughter	0	1
Negligent Manslaughter	0	0
Justifiable Homicide	0	0
<b>Human Trafficking</b>		
Human Trafficking, Commercial Sex Acts	0	0
Human Trafficking, Involuntary Servitude	0	0
<b>Kidnapping/Abduction</b>		
Kidnapping/Abduction	1	0
<b>Sex Offenses</b>		
Rape	7	11
Sodomy	2	2
Sexual Assault	1	2
Fondling	15	10
<b>Sex Offenses, Consensual</b>		
Incest	0	0
Statutory Rape	3	0
<b>TOTAL CRIME AGAINST PERSON</b>	<b>209</b>	<b>211</b>
<b>Arson</b>		
Arson	2	0
<b>Bribery</b>		
Bribery	0	0
<b>Burglary/Breaking &amp; Entering</b>		
Burglary/Breaking & Entering	33	33
<b>Counterfeiting/Forgery</b>		
Counterfeiting/Forgery	37	44
<b>Destruction/Damage/Vandalism of Property</b>		
Destruction/Damage/Vandalism of Property	32	32
<b>Embezzlement</b>		
Embezzlement	3	7
<b>Extortion/Blackmail</b>		
Extortion/Blackmail	3	5
<b>Fraud Offenses</b>		
False Pretenses/Swindle/Confidence Game	32	36
Credit Card/Automated Teller Machine Fraud	57	28
Impersonation	1	7

Welfare Fraud	1	0
Wire Fraud	16	27
Identity Theft	197	152
Hacking/Computer Invasion	2	3
<b>Larceny/Theft Offenses</b>		
Pocket/picking	0	0
Purse-snatching	0	1
Shoplifting	16	24
Theft from Building	30	26
Theft from Coin-Operated Machine or Device	0	0
Theft from Motor Vehicle	63	45
Theft of Motor Vehicle Parts or Accessories	25	31
All Other Larceny	73	48
<b>Motor Vehicle Theft</b>		
Motor Vehicle Theft	21	27
<b>Robbery</b>		
Robbery	6	6
<b>Stolen Property Offenses</b>		
Stolen Property Offenses	5	14
<b>TOTAL CRIME AGAINST PROPERTY</b>	<b>655</b>	<b>596</b>
<b>Animal Cruelty</b>		
Animal Cruelty	3	0
<b>Drug/Narcotic Violations</b>		
Drug/Narcotic Violations	208	121
Drug Equipment Violations	132	115
<b>Gambling Offenses</b>		
Betting/Wagering	0	0
Operating/Promoting/Assisting Gambling	0	0
Gambling Equipment Violations	0	0
Sports Tampering	0	0
<b>Pornography/Obscene Material</b>		
Pornography/Obscene Material	0	1
<b>Prostitution Offenses</b>		
Prostitution	0	0
Assisting or Promoting Prostitution	0	1
Purchasing Prostitution	0	0
<b>Weapon Law Violations</b>		
Weapon Law Violations	95	50
<b>TOTAL CRIME AGAINST SOCIETY</b>	<b>438</b>	<b>288</b>
<b>TOTAL GROUP A OFFENSES</b>	<b>1302</b>	<b>1095</b>

Friendswood experienced one Homicide in 2022. A 51-year-old Friendswood man was killed by his 18-year-old son on September 12, 2022. The suspect was arrested in Lampasas, Texas on September 17, 2022. The son was indicted for Murder on December 13, 2022 in Galveston County.

There was an increase in the number of rapes reported in 2022 – 11 in 2022, compared to 7 in 2021. In every case, the victim was a child (under the age of 17) and knew the offender. In 5 of the cases, the offender was a family member.

Shoplifting reports showed an increase in 2022. There were 16 in 2021, compared to 24 in 2022. These incidents occurred at grocery stores, pharmacy/drug stores, vape retailers, and boutiques.

The theft of motor vehicle parts increased in 2022 – 31 incidents in 2022, compared to 25 incidents in 2021. Most of these incidents involved the theft of catalytic converters.

### Group B Offenses

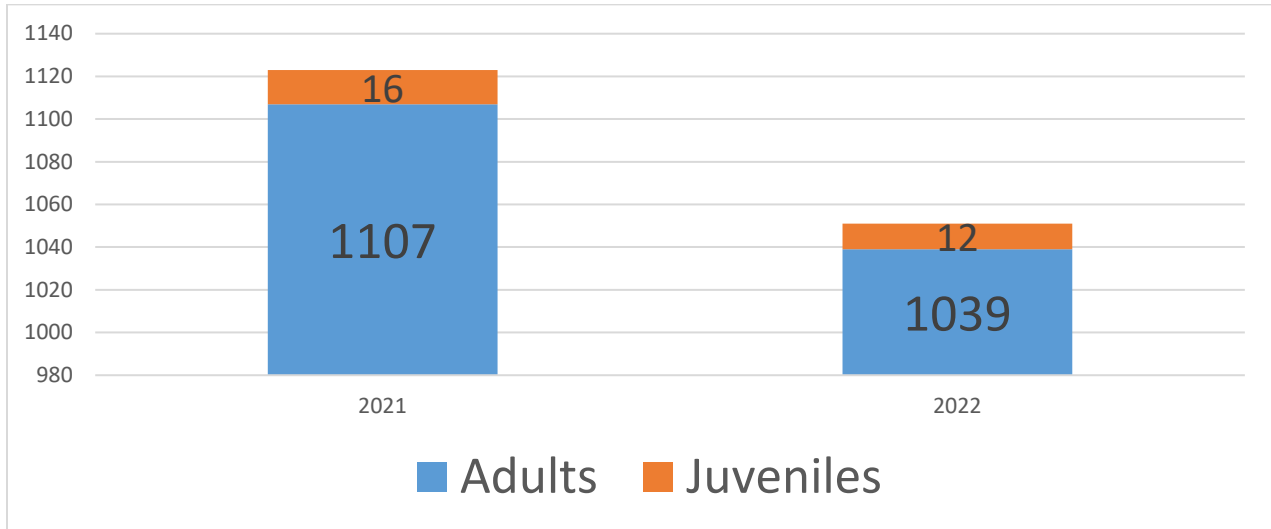
Group B offenses only have arrestee data recorded in NIBRS. Most Group B offenses only come to law enforcement attention when arrests are made.

	<b>TOTAL</b>
Bad Checks	0
Curfew/Loitering/Vagrancy	0
Disorderly Conduct	1
Driving Under the Influence	142
Drunkenness	0
Family Offense (Non-violent)	2
Liquor Law Violations	3
Peeping Tom	0
Trespass of Real Property	1
All Other Offenses*	93
<b>TOTAL GROUP B OFFENSES</b>	<b>242</b>



## Arrests

In 2022, there was a 6 percent decrease in the number of arrests. Narcotics-related arrests decreased 34 percent (201 in 2021, compared to 132 in 2022). Driving While Intoxicated arrests decreased 59 percent (368 in 2021 compared to 152 in 2022).



## Crash Data

The overall number of crashes investigated in 2022 decreased 8 percent (542 in 2021 compared to 496 in 2022). Seventy percent of the crashes were on the farm-to-market roadways. Despite the decline in the overall numbers, 2022 was one of the deadliest years on record with four fatal crashes.

In an effort to lower the number of crashes, the Department has officers dedicated to traffic enforcement during peak accident times. In 2021, there were 22,499 traffic stops made, in 2022, that number decreased to 20,521.

	TOTAL
Fatality	4
Injury	72
Non-Injury	420
<b>Total Accidents</b>	<b>496</b>
<b>Contributing Factors</b>	
Speed	50
Cell/Mobile Phone Use	6
Alcohol/Drug Impairment	18
<b>Major Roadway Accidents</b>	
FM 528	173
FM 518	113
FM 2351	63

## Community Initiatives

### Friendswood Police Department Giving Back

A police officer's duties go beyond protecting and serving. An act of kindness by a person in uniform helps improve the life of the person being helped and improves the relationship between law enforcement and the community. Events included: A domestic violence shelter supply drive and the annual Blue Santa program. During Domestic Violence Awareness Month, in October, all donated supplies were given to Bay Area Turning Point and the Resource and Crisis Center of Galveston County in support of their respective shelter programs. In November and December, police officers collected new, unwrapped toys as part of the Blue Santa program. With more than 70 Friendswood children in 40 families assisted this year; other area programs also benefitted from the generosity of Friendswood citizens. Thank you to all the volunteers and donors that make these events a success!

### Friendswood Police Chaplain Corps

The Friendswood Police Chaplain Corps is a coalition of pastors who work in partnership with the police department to serve the citizens of Friendswood. The members attend monthly meetings, ride along with police officers, and are called in to help citizen in crisis. They assist police in non-traditional roles, provide calm in crisis situations and assist in domestic situations where a minister is requested or needed. In October 2022, the Chaplain Corps had an opportunity to attend the International Conference of Police Chaplains Training and Credentialing, held in Houston.



### Beyond the Call of Duty – Ride to Remember

Friendswood Police Department hosted a traveling memorial, Beyond the Call of Duty Ride to Remember on June 16, 2022. Citizens were invited to the memorial to honor Sergeant James Dement who died in the line of duty on December 27, 2021.



### School Resource Officers Recognized

Friendswood Police Department School Resource Officers were recognized for “Making a Difference in FISD” during a Friendswood Independent School District Board Meeting on June 13, 2022.



### Supporting Victims of Crime

In April, officers of the Friendswood Police Department, City of Friendswood employees, and staff of Bay Area Turning Point walked a mile with Mayor Mike Foreman to show their support for survivors of sexual assault. The event took place in Stevenson Park.



## Facility Updates

A bond initiative, passed by Friendswood voters in 2019, is funding the expansion and renovation of the Public Safety Building. The Public Safety Building will have improved/added office space, storage areas, training/conference rooms, an expanded emergency operations center, as well as some additional restrooms and locker room areas. Completion date for the construction/renovation is projected to be the end of March 2023.

## Technology Updates

The following technology upgrades were implemented by Friendswood Police in 2022.

### New Public Safety Software

After selecting a vendor in late 2021, the Friendswood Police Department went live with its new public safety software on October 24, 2022. The new vendor, ICS, a Texas-based company provided on site training and implementation. The Computer Aided Dispatch (CAD) software, Athena CAD, provides real time tracking of calls for service and unit response with advanced mapping. The Records Management System (RMS) provides a reporting platform and packaging feature to deliver entire case files to prosecutors. The new vendor also developed new modules to meet unique specifications to track Animal Control Services, K-9 training/deployments, and drone deployments.

### Flock Safety License Plate Reader (LPR) cameras

The prevalence of vehicles in criminal activity makes license plate reader cameras a key technology for reducing crime. Friendswood is just one of many cities in the region deploying license plate reader cameras. The regional network helps communities work together to deter and eliminate crime. There are currently 23 Flock cameras across the city.

## Response to Crime

Over the last year, Friendswood has seen an increase in some crimes in the community. As a community, the primary focus should always be on the safety of the city and the well-being of the community and officers. To accomplish this, it is vital that the Department and the community partner together to make Friendswood safe for all.

To address the overall crime, Friendswood is continuing to employ intelligence-led policing tools with data driven methods to identify those responsible for committing crimes. Some of the enforcement efforts include:

- An intelligence-led approach utilizing all available technology resources.
- Continually evaluating crime trends and data each day.
- Enhanced enforcement in selected locations.
- Response to Flock camera activations.